


EVERYTHING YOU NEED TO KNOW TO PUT TOGETHER A

FINISHED
SET-UP

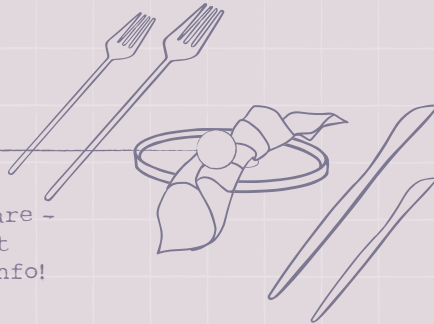
SIMPLE ROUND TABLESCAPE



06 STATIONERY



05 PLACE SETTINGS




TIP

Psst! For tableware care - scan the QR code at the bottom for more info!

TIP

Wicks up y'all!
To easily light candles, make sure the wicks are up before placing

04 CENTREPIECE DECOR



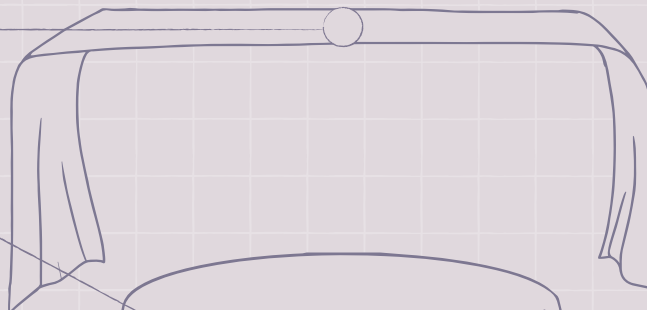
TIP

Place florals first then votives around

TIP

Remember the Rule of 3 for small decor clusters to add balance and create a variety of height in your tabletop decor.

03 RUNNER

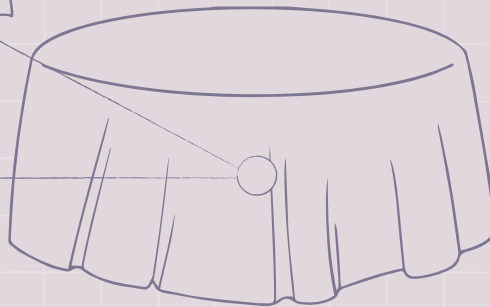


TIP

P.S! Did you know that steaming linen from the underside removes wrinkles quicker?

Create dimension by playing with colours, tones and texture through linens, runners, napkins & stationery.

02 LINEN



01 TABLE

