
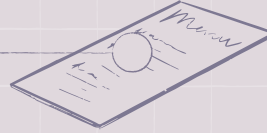


PLACE SETTINGS



08 STATIONERY



07 NAPKIN



STYLING TIP

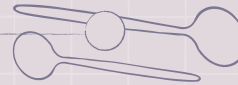
You can either place napkins on top of the dinner plate or underneath for a layering effect. For some napkin fold inspo, you can try a waterfall look, knot, menu fold, diamond fold or simply draped over for an effortless feel!

06 GLASSWARE
WATER GOBLET, WINE GLASS



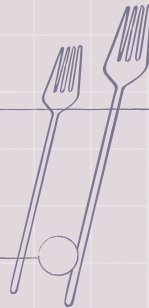
TIP

05 SOUP
SPOON/TEASPOON



Water glasses should be placed above the knife, and wine glasses are placed to the right, slightly below water glasses

04 DESSERT + DINNER
KNIFE



Psst! For tableware care - scan the QR code at the bottom for more info!

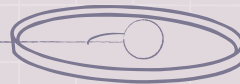
TIP

03 DESSERT + DINNER
FORK



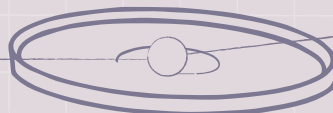
Knives go on the right, forks on the left! Remember to point the knives inward :)

02 DINNER PLATE



TIP

01 CHARGER



A friendly reminder that our charger plates are for decoration only! No food please!

Hand wash only. **Not** Dishwasher safe.

